



Bare Brick Stone & Masonry Remover

For the quick, safe and non damaging removal of
GRAFFITI, GREASE and GRIME

Product Data Sheet

Product Code: WB0010

Issued: August 8, 2016

PRODUCT DESCRIPTION

BARE BRICK STONE & MASONRY REMOVER (BBSM) is a highly effective, economical and biodegradable remover for spray can paints, paint overspray, grease, grime smoke and oil stains as well as other marks on porous brick, stone and concrete surfaces including cinder block, split face block and exposed aggregate.



FEATURES & BENEFITS

- Easily rinsed with a small pressure washer requiring very little rinsing water. Any resultant run-off is a readily biodegradable gray water soap that can be left to biodegrade, recycled or further diluted for use in gardens etc.
- No shadows, no damage, no harsh scrubbing required.
- Pleasant smelling and nontoxic.
- Safe and effective to use on all types of natural stone (such as limestone, granite and marble), stainless steel, trees, plastics and playground equipment.
- May be used on painted surfaces as well as natural building surfaces after first wetting the surface with water. See product use instructions for further details.



Achieve professional results first time, every time!

**FOR EXPERT TECHNICAL ADVICE ON YOUR REMOVAL JOB,
PLEASE CALL 1-818-247-2555 OR
EMAIL SALES@GRAFFITIREMOVALINC.COM**



INSTRUCTIONS FOR USE: REMOVING GRAFFITI FROM BRICK, STONE & MASONRY SURFACES

BBSM is applied to the surface with a nylon brush, broom or pump-up sprayer, 3 times at 3 minute intervals, liberally flooding the graffiti / stain with the product.

For typical graffiti, approximately three minutes after the final application, rinse using a hot or cold pressure washer (hot is best) at low pressure. If one is not available then a stiff nylon brush and bucket of water may suffice.

Agitation, as you apply this product, can be of great assistance. Continued experience with the product will enable the user to judge how many applications are necessary for varying surfaces and particular spray cans.


On older / thicker graffiti, patience is the key. Keep the graffiti wet with the product, as long as possible before rinsing.



Brush on



Broom on



Spray on

Remember, a pressure washer in this instance is used as a quick-release rinse of the dissolved graffiti, and not the primary means of cleaning.

Ideally, use 1500 - 2000 psi with a 15° or 25° fan jet at about 6 inches from the surface.



Urban Restoration Group US Inc. (URG US INC) maintains Safety Data Sheets (SDS) on all of its products. The SDS contain information that you will need to protect yourself, your employees and customers against health or safety hazards associated with our products. URG US INC requires that you obtain a copy of the respective SDS prior to using or transporting our products. The information in this Product Data Sheet is based on data that we believe to be reliable and is offered in good faith, but without guarantee, and subject to the terms and conditions set forth in URG US INC's Product Data Sheet and any additional documentation provided by URG US INC's, as ultimately the conditions and methods of the use of URG US INC's products are beyond URG US INC's control.

URBAN RESTORATION GROUP US INC MAIL: 1146 N Central Ave. #531, Glendale CA 91202 USA. WAREHOUSE: 5439 San Fernando Rd. W, Los Angeles CA 90039 USA. TEL: 1-818-247-2555. FAX: 1-818-247-2515. EMAIL: sales@graffitiremovalinc.com. WEB: www.graffitiremovalinc.com



Bare Brick Stone & Masonry Remover

For the quick, safe and non damaging removal of
GRAFFITI, GREASE and GRIME

Product Data Sheet

Product Code: WB0010

Issued: August 8, 2016

When rinsing dissolved graffiti with a pressure washer try to remove a LITTLE of the graffiti from the bottom of the tag without wetting the whole area. If satisfied, then proceed to full scale. Wash the whole area from top to bottom.

Remember if the remover has not done its job then no amount of 'blasting' will fix the problem. Failures are usually a result of not flood coating adequately and not leaving the product on long enough and cannot be resolved by blasting too close or at higher pressures.

Do not use 'turbo' type nozzles, or blast too close, as you may cause damage and will possibly only remove a small percentage more.



Though cold water pressure washers will usually suffice, hot water yields the best results.

TIPS FOR EFFECTIVE USE OF BARE BRICK STONE & MASONRY REMOVER

TIP 1 Some spray cans such as reds can stain surfaces. Other spray cans change colors once Bare Brick Stone & Masonry Remover has been applied. For complete and total removal of these stains use our FELTPEN FADEOUT after or while BBSM is still on the stain.

TIP 2 If you are fixing someone else's former failure and may be having problems, then BBSM can be left overnight

on the wall (if safe to do) ensuring maximum dwell time. Return in the morning and the problem will usually be solved with another application and a wash-off.

TIP 3 As a general rule, avoid trying to remove spray can graffiti from porous unpainted surfaces, whilst the walls are facing the hot summer sun. Wherever possible, try to work in the shade or during a cooler time of day. On days when there is a likelihood of the graffiti remover drying out within minutes or less, the wall can be thoroughly wet with water first and towel patted dry BEFORE applying BBSM).

INSTRUCTIONS FOR USE: REMOVING GRAFFITI FROM PAINTED SURFACES

Some larger tags on pre-painted acrylic walls can be removed without damage using BBSM and the technique described below. Of course, the best alternative is to color match and repaint, but if this is not an option, proceed as follows;


1. Thoroughly wet down the wall with pressure washer.
2. Using a soft nylon broom and a rectangular bucket containing BBSM, apply and agitate about 10 square feet of the graffiti until approximately half disappears (the graffiti is dissolving and running).
3. Using low pressure, quickly rinse the treated area, and thoroughly wet down ahead to repeat the same on the next section. Approximately 95% of the spray can graffiti should be gone. If you find that it is affecting the underlying paint, you will have to shorten your initial application time. The reason you stop at approximately half dissolved is because the rinsing tends to remove another 50% more than you have.



Red spray can bubble writing





Broom on 3 coats of BBSM



FPFO brushed on - does the trick!



Broom on BBSM, rinse off with cold water



Rinsing larger graffiti after applying BBSM



Urban Restoration Group US Inc. (URG US INC) maintains Safety Data Sheets (SDS) on all of its products. The SDS contain information that you will need to protect yourself, your employees and customers against health or safety hazards associated with our products. URG US INC requires that you obtain a copy of the respective SDS prior to using or transporting our products. The information in this Product Data Sheet is based on data that we believe to be reliable and is offered in good faith, but without guarantee, and subject to the terms and conditions set forth in URG US INC's Product Data Sheet and any additional documentation provided by URG US INC's, as ultimately the conditions and methods of the use of URG US INC's products are beyond URG US INC's control.

URBAN RESTORATION GROUP US INC MAIL: 1146 N Central Ave. #531, Glendale CA 91202 USA. WAREHOUSE: 5439 San Fernando Rd. W, Los Angeles CA 90039 USA. TEL: 1-818-247-2555. FAX: 1-818-247-2515. EMAIL: sales@graffitiremovalinc.com. WEB: www.graffitiremovalinc.com



Bare Brick Stone & Masonry Remover

For the quick, safe and non damaging removal of GRAFFITI, GREASE and GRIME

Product Data Sheet

Product Code: WB0010

Issued: August 8, 2016

4. Carefully spot-clean any uncleaned areas using SENSITIVE SURFACE REMOVER.

If the dissolved graffiti has stained the wall, a dilute application of FELTPEN FADEOUT will return it to its former glory. With this technique never use hot water! (It will blister the underlying paint).

REMOVING GRAFFITI FROM WOODEN FENCES


If color matching and painting is not a preferable option, BBSM may be used to clean a wooden fence. Always test first in an inconspicuous area to ensure there is no discoloration. Use BBSM per instructions for brick, stone and masonry surfaces above. You will most likely leave a clean patch when rinsing with a pressure washer requiring you to rinse an entire section of the fence.

If BBSM appears to darken the surface on your test patch, TRANSGEL may be a better option.

REMOVING GRAFFITI FROM TREES

Brush on BBSM and agitate with the brush as you apply. Depending on the type of graffiti, you may need more than one coat and a little dwell time between coats to ensure the spray can is fully dissolved before rinsing.

Once the graffiti has dissolved, use a pressure washer to rinse, taking care not to blast too close to the tree so as not to remove any bark or etch the surface. Using a yellow 15° tip, or green 20° tip, stand back as much as possible and keep the wand moving along the tree to avoid damage, as seen in the photos below; Alternatively, a stiff bristled nylon scrub brush and a bucket of water can be used to rinse the tree's surface.



REMOVING OIL STAINS FROM PAVEMENTS AND DRIVEWAYS

Flood coat BBSM onto oil stains on concrete and leave for as long as possible. Agitate with a nylon scrubbing brush

whilst adding more applications. When satisfied that all oil is dissolved, use high-pressure water to rinse away the stain (hot water is best).

REMOVING CHEWING GUM RESIDUAL ('GUM GHOSTS')

Some stains are often left after removing gum with hot, high-pressure water or steam. Brush BBSM onto the residue and high-pressure hot wash.

REMOVING SMOKE DAMAGE FROM BRICK OR STONEMWORK

BBSM can be highly effective in the removal of burnt-in or resistant smoke damage. Use as instructed for brick, stone & masonry applications.

SAFETY ISSUES

BARE BRICK STONE & MASONRY REMOVER is very safe to use in comparison to most graffiti removal products. However, the intended use is for stripping paint, waxes and oils from building surfaces and is thus naturally much more aggressive on skin and eyes than normal everyday cleaners.

If the intended user is not familiar with or confident in implementing the safety precautions below, we urge that they do not use the products.

1. Always wear solvent alkali protective gloves, goggles and long sleeve clothing.
2. Be sunsmart. Wear a wide-brimmed hat; after all, you are outside.
3. Always know where water is available in case of a splash.
4. Carry a spare set of clothing. Do not leave contaminated clothing on.
5. Use in well-ventilated areas.



Urban Restoration Group US Inc. (URG US INC) maintains Safety Data Sheets (SDS) on all of its products. The SDS contain information that you will need to protect yourself, your employees and customers against health or safety hazards associated with our products. URG US INC requires that you obtain a copy of the respective SDS prior to using or transporting our products. The information in this Product Data Sheet is based on data that we believe to be reliable and is offered in good faith, but without guarantee, and subject to the terms and conditions set forth in URG US INC's Product Data Sheet and any additional documentation provided by URG US INC's, as ultimately the conditions and methods of the use of URG US INC's products are beyond URG US INC's control.

URBAN RESTORATION GROUP US INC MAIL: 1146 N Central Ave. #531, Glendale CA 91202 USA. WAREHOUSE: 5439 San Fernando Rd. W, Los Angeles CA 90039 USA. TEL: 1-818-247-2555. FAX: 1-818-247-2515. EMAIL: sales@graffitiremovalinc.com. WEB: www.graffitiremovalinc.com



Bare Brick Stone & Masonry Remover

For the quick, safe and non damaging removal of
GRAFFITI, GREASE and GRIME

Page 4 of 5

Product Data Sheet

Product Code: WB0010

Issued: August 8, 2016

LIMITATIONS

- BBSM can occasionally mark aluminum or galvanized steel surfaces.
- Use synthetic brushes and plastic buckets. BBSM can damage natural fibers like hair or wool.
- Do not spray BBSM unless determined safe to do so.
- Do not dilute BBSM (use as supplied).

CAUTION

Before commencing any large-scale use, always test first in an inconspicuous area. This product is designed to remove all types of markers and stains, and may have an unpredictable or even damaging result on certain man-made or stained surfaces. If necessary, wait for the surface to dry to ensure perfect results.

COVERAGE GUIDELINES

1 gallon of BBSM will remove approx.:

- 200 sq ft of typical graffiti on concrete, brick, block or masonry surfaces.
- 80 sq ft per gallon on sandstone, limestone and other soft absorbent surfaces (per 3 flood coat applications).
- 1000 sq ft per gallon on painted / coated surfaces.

Exact coverage varies depending on the type of stain and the porosity of the surface material.

TEMPERATURE USAGE

Hot weather removals: Where possible avoid large-scale removals in direct sunlight on very hot days. Wet the surface down first and apply BBSM per the above instructions to the damp (not dripping wet) wall. This speeds up the removal process considerably.

Cold weather removals: Allow for longer dwell times in cold weather. Expect considerably slower reaction times in weather below 40° F / 5°C. Dwell times need to be 2-3 times longer to yield the same results, and it's often helpful to leave the product on much longer than that.

It helps to keep the product indoors and even inside the car so that the products are at room temperature when you apply them.

Use a hot water pressure washer / steam cleaner if possible. Sometimes it helps to use it to first heat up a section of graffiti before removing it.

During the winter months, we will sometimes apply BBSM remover several times and then leave TRANSGEL on over that which helps it stay wetter for longer and eats through all the thicker bits of graffiti as well as penetrating and dissolving from behind.

As a rule: larger graffiti removal projects are best left for warmer weather rather than cold / freezing conditions.

TECHNICAL DATA

Composition

Bare Brick, Stone & Masonry Remover is a premium aromatic liquid blended from natural alcohols, citrus oils and water-soluble surfactants. BBSM is designed to penetrate and fully dissolve graffiti and other marks, then rinse away easily from these surfaces.

Properties

Color: Orange Brown liquid.

Odor: Citrus solvent odor.

PH: ~ 12-14

Storage: Store in a cold dry place away from heat or flames.

Shelf Life: Approximately 2 years but up to 5 years in an unopened container.

Precaution: Flammable.

DOT Markings: UN2924, Flammable liquid, corrosive,, n.o.s., (Ethyl Alcohol, Potassium Hydroxide), 3, (8), PG III

ENVIRONMENTAL CARE

BBSM is biodegradable and conforms to all statutory environmental requirements for graffiti removal including VOC limits. Designed to be fast, effective and non-damaging requiring very little rinsing water. If necessary, water can be collected using a wet vac and disposed of safely.

We believe nothing other than rainwater should enter our precious stormwater systems.

See SDS for further information.

LEGAL DISCLAIMER

Read and follow label directions and observe all safety precautions in the use of this product. Because conditions of product use are outside of our control and vary widely, the following is made in lieu of all express or implied



Urban Restoration Group US Inc. (URG US INC) maintains Safety Data Sheets (SDS) on all of its products. The SDS contain information that you will need to protect yourself, your employees and customers against health or safety hazards associated with our products. URG US INC requires that you obtain a copy of the respective SDS prior to using or transporting our products. The information in this Product Data Sheet is based on data that we believe to be reliable and is offered in good faith, but without guarantee, and subject to the terms and conditions set forth in URG US INC's Product Data Sheet and any additional documentation provided by URG US INC's, as ultimately the conditions and methods of the use of URG US INC's products are beyond URG US INC's control.

URBAN RESTORATION GROUP US INC MAIL: 1146 N Central Ave. #531, Glendale CA 91202 USA. WAREHOUSE: 5439 San Fernando Rd. W, Los Angeles CA 90039 USA. TEL: 1-818-247-2555. FAX: 1-818-247-2515. EMAIL: sales@graffitiremovalinc.com. WEB: www.graffitiremovalinc.com



Bare Brick Stone & Masonry Remover

For the quick, safe and non damaging removal of
GRAFFITI, GREASE and GRIME

Product Data Sheet

Product Code: WB0010

Issued: August 8, 2016

warranties: This product will conform to Urban Restoration Group US, Inc.'s published product specifications and be free from defects in material and manufacture on the date of purchase.

Except where prohibited by law, Urban Restoration Group US Inc., further disclaims, and shall not be liable for any incidental, special, consequential or indirect loss or damage and/or personal injuries including death arising from the use of this product or the cost of labor involved in its application or any reapplication of product that is replaced, regardless of the legal theory asserted.

SELLER MAKES NO WARRANTY, EXPRESS OR IMPLIED, CONCERNING THE USE OF THIS PRODUCT OTHER THAN INDICATED ON THE LABEL. BUYER ASSUMES ALL RISK OF USE AND/OR HANDLING OF THIS PRODUCT AND MATERIAL WHEN SUCH USE AND/OR HANDLING IS CONTRARY TO LABEL INSTRUCTIONS. NO OTHER WARRANTIES ARE MADE, EXPRESS OR IMPLIED, INCLUDING WITHOUT LIMITATION WARRANTIES AS TO MERCHANTABILITY OR FITNESS FOR A PARTICULAR PURPOSE. IN ALL EVENTS, URBAN RESTORATION GROUP US, INC'S LIABILITY SHALL BE LIMITED SOLELY TO THE REPLACEMENT OF THE PRODUCT PURCHASED.

This limited warranty may not be modified or extended by manufacturer's representatives, distributors or dealers of Urban Restoration Group US, Inc. products. This warranty gives the purchaser specific legal rights, as well as rights which may vary from state to state. Urban Restoration Group US, Inc. specifically disclaims any and all other obligations or liability to any party relative to the sale, use or application of its products.

If this product is defective upon your receipt, your exclusive remedy shall be, at Urban Restoration Group US, Inc.'s option, to replace the product or refund the purchase price of the Urban Restoration Group US, Inc. product.

CONTACT MANUFACTURER

Urban Restoration Group US Inc.
5439 San Fernando Rd. W., Los Angeles CA 90039 USA
Tel: +1-818-247-2555. Fax: +1-818-247-2515
Email: sales@graffitiremovalinc.com
Web: www.graffitiremovalinc.com

Revised: September 11, 2023



Urban Restoration Group US Inc. (URG US INC) maintains Safety Data Sheets (SDS) on all of its products. The SDS contain information that you will need to protect yourself, your employees and customers against health or safety hazards associated with our products. URG US INC requires that you obtain a copy of the respective SDS prior to using or transporting our products. The information in this Product Data Sheet is based on data that we believe to be reliable and is offered in good faith, but without guarantee, and subject to the terms and conditions set forth in URG US INC's Product Data Sheet and any additional documentation provided by URG US INC's, as ultimately the conditions and methods of the use of URG US INC's products are beyond URG US INC's control.

URBAN RESTORATION GROUP US INC MAIL: 1146 N Central Ave. #531, Glendale CA 91202 USA. WAREHOUSE: 5439 San Fernando Rd. W, Los Angeles CA 90039 USA. TEL: 1-818-247-2555. FAX: 1-818-247-2515. EMAIL: sales@graffitiremovalinc.com. WEB: www.graffitiremovalinc.com